	Q1	Q2	Q3	Q4	Q1	Q2	Q3	Q4	Q1	Q2	Q3	Q4	Q1	Q2	Q3	Q4	Q1	Q2	Q3	Q4	Q1	Q2	Q3	Q4	Q1	Q2	Q3	Q4	Q1	Q2	Q3	Q4	Q1	Q2	Q3	Q4	Q1	Q2	Q3	Q4	Q1	Q2	Q3	Q4	Q1	Q2	Q3	Q4	Q1	Q2	Q3	Q4	Q1	Q2	Q3
Non-Housing (Infrastructure Mitigation)	7/2020	10/2020	1/2021	4/2021	7/2021	10/2021	1/2022	4/2022	7/2022	10/2022	1/2023	4/2023	7/2023	10/2023	1/2024	4/2024	7/2024	10/2024	1/2025	4/2025	7/2025	10/2025	1/2026	4/2026	7/2026	10/2026	1/2027	4/2027	7/2027	10/2027	1/2028	4/2028	7/2028	10/2028	1/2029	4/2029	7/2029	10/2029	1/2030	4/2030	7/2030	10/2030	1/2031	4/2031	7/2031	10/2031	1/2032	4/2032	7/2032	10/2032	1/2033	4/2033	7/2033	10/2033
Projected Expenditures (Cumulualtive)	$0.00	$0.00	$0.00	$0.00	$0.00	$0.00	$0.00	$1,250.00	$287,877.49	$429,909.38	$794,110.10	$1,427,318.18	$2,186,212.88	$4,614,520.48	$7,616,305.27	$10,420,731.15	$13,012,803.73	$18,435,930.60	$24,783,861.96	$30,510,548.07	$36,403,267.68	$41,785,241.48	$50,050,681.23	$56,456,767.43	$63,579,351.68	$62,456,883.38	$64,106,195.47	$64,586,950.89	$64,586,950.89																										
Quarterly Projection: General Infrastructure Program	$0.00	$0.00	$0.00	$0.00	$0.00	$0.00	$1,250.00	$286,627.49	$142,032.39	$364,243.18	$633,166.35	$758,893.50	$2,428,287.60	$3,024,804.79	$2,791,415.88	$3,521,081.58	$4,472,126.87	$8,357,032.36	$6,736,686.11	$6,892,819.59	$6,381,973.80	$8,265,439.75	$5,920,106.20	$3,972,584.25	$2,077,831.70	$1,649,212.09	$480,754.53	$0.00																										
Actual Expenditure (Cummulative)	$0.00	$0.00	$0.00	$0.00	$0.00	$0.00	$0.00	$0.00	$0.00	$296,304.08	$382,135.58	$715,177.40																																									
Actual Quarterly Expend (from QPRs)	$0.00	$0.00	$0.00	$0.00	$0.00	$0.00	$0.00	$0.00	$0.00	$296,304.08	$87,535.51	$332,641.91																																									

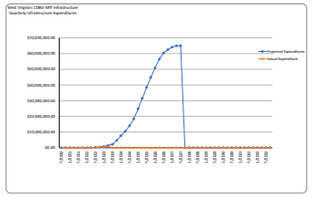

	Q1	Q2	Q3	Q4	Q1	Q2	Q3	Q4	Q1	Q2	Q3	Q4	Q1	Q2	Q3	Q4	Q1	Q2	Q3	Q4	Q1	Q2	Q3	Q4	Q1	Q2	Q3	Q4	Q1	Q2	Q3	Q4	Q1	Q2	Q3	Q4	Q1	Q2	Q3	Q4	Q1	Q2	Q3	Q4	Q1	Q2	Q3	Q4	Q1	Q2	Q3	Q4	Q1	Q2	Q3
Planning & Admin	7/2020	10/2020	1/2021	4/2021	7/2021	10/2021	1/2022	4/2022	7/2022	10/2022	1/2023	4/2023	7/2023	10/2023	1/2024	4/2024	7/2024	10/2024	1/2025	4/2025	7/2025	10/2025	1/2026	4/2026	7/2026	10/2026	1/2027	4/2027	7/2027	10/2027	1/2028	4/2028	7/2028	10/2028	1/2029	4/2029	7/2029	10/2029	1/2030	4/2030	7/2030	10/2030	1/2031	4/2031	7/2031	10/2031	1/2032	4/2032	7/2032	10/2032	1/2033	4/2033	7/2033	10/2033
Projected Expenditures	$0.00	$0.00	$182,314.20	$364,628.39	$546,943.59	$729,257.79	$911,571.99	$1,093,886.18	$1,276,200.43	$1,588,514.78	$2,100,829.12	$2,713,143.47	$3,275,457.82	$3,837,772.16	$4,350,086.51	$4,862,400.86	$5,374,715.20	$5,887,029.55	$6,399,343.90	$6,891,658.24	$7,363,972.59	$7,816,286.94	$8,248,601.29	$8,660,915.63	$9,053,229.98	$9,425,544.33	$9,777,858.68	$10,110,173.02	$10,422,487.37	$10,715,801.72	$10,989,116.07	$11,242,430.41	$11,476,744.76	$11,691,059.11	$11,885,373.46	$12,059,687.80	$12,214,002.15	$12,348,316.50	$12,462,630.85	$12,557,945.19	$12,633,259.54	$12,688,573.89	$12,723,888.23	$12,739,202.58	$12,734,516.93	$12,709,831.28	$12,665,145.62	$12,600,459.97	$12,515,774.32	$12,411,088.67	$12,286,403.01	$12,141,717.36
Quarterly Projection: Regional and Local Planning	$0.00	$0.00	$0.00	$0.00	$0.00	$0.00	$0.00	$0.00	$0.00	$40,000.00	$290,000.00	$290,000.00	$290,000.00	$290,000.00	$340,000.00	$340,000.00	$340,000.00	$340,000.00	$340,000.00	$340,000.00	$340,000.00	$320,000.00	$0.00	$0.00	$0.00	$0.00	$0.00	$0.00	$0.00	$0.00	$0.00	$0.00	$0.00	$0.00	$0.00	$0.00	$0.00	$0.00	$0.00	$0.00	$0.00	$0.00	$0.00	$0.00	$0.00	$0.00	$0.00	$0.00	$0.00	$0.00	$0.00	$0.00	$0.00
Quarterly Projection: Hazard Mitigation Planning	$0.00	$0.00	$0.00	$0.00	$0.00	$0.00	$0.00	$0.00	$0.00	$90,000.00	$90,000.00	$90,000.00	$90,000.00	$90,000.00	$90,000.00	$90,000.00	$90,000.00	$90,000.00	$90,000.00	$90,000.00	$90,000.00	$90,000.00	$90,000.00	$90,000.00	$107,619.05	$107,619.05	$107,619.05	$107,619.05	$107,619.05	$47,619.05	$47,619.05	$47,619.05	$47,619.05	$47,619.05	$47,619.05	$47,619.05	$47,619.05	$47,619.05	$47,619.05	$47,619.05	$47,619.05	$47,619.05	$47,619.05	$47,619.05	$0.00	$0.00	$0.00	$0.00	$0.00	$0.00	$0.00	$0.00	$0.00
Quarterly Projection: State Planning	$0.00	$0.00	$73,647.00	$73,647.00	$73,647.00	$73,647.00	$73,647.00	$73,647.00	$73,647.00	$73,647.00	$73,647.00	$73,647.00	$73,647.00	$73,647.00	$73,647.00	$73,647.00	$73,647.00	$73,647.00	$73,647.00	$73,647.00	$73,647.00	$73,647.00	$73,647.00	$73,647.00	$73,647.00	$73,647.00	$73,647.00	$73,647.00	$73,647.00	$73,647.00	$73,647.00	$73,647.00	$73,647.00	$73,647.00	$73,647.00	$73,647.00	$73,647.00	$73,647.00	$73,647.00	$73,647.00	$73,647.00	$73,647.00	$73,647.00	$73,647.00	$73,647.00	$73,647.00	$73,647.00	$73,647.00	$73,647.00	$73,647.00	$73,647.00	$73,647.00
Quarterly Projection: State Administration	$0.00	$0.00	$108,667.35	$108,667.35	$108,667.35	$108,667.35	$108,667.35	$108,667.35	$108,667.35	$108,667.35	$108,667.35	$108,667.35	$108,667.35	$108,667.35	$108,667.35	$108,667.35	$108,667.35	$108,667.35	$108,667.35	$108,667.35	$108,667.35	$108,667.35	$108,667.35	$108,667.35	$108,667.35	$108,667.35	$108,667.35	$108,667.35	$108,667.35	$108,667.35	$108,667.35	$108,667.35	$108,667.35	$108,667.35	$108,667.35	$108,667.35	$108,667.35	$108,667.35	$108,667.35	$108,667.35	$108,667.35	$108,667.35	$108,667.35	$108,667.35	$108,667.35	$108,667.35	$108,667.35	$108,667.35	$108,667.35	$108,667.35	$108,667.35	$108,667.35
Actual Expenditure	$0.00	$0.00	$0.00	$0.00	$0.00	$11,547.85	$47,011.50	$81,352.89	$103,462.99	$197,009.34	$245,572.85	$245,572.85	$245,572.85	$245,572.85	$245,572.85	$245,572.85	$245,572.85	$245,572.85	$245,572.85	$245,572.85	$245,572.85	$245,572.85	$245,572.85	$245,572.85	$245,572.85	$245,572.85	$245,572.85	$245,572.85	$245,572.85	$245,572.85	$245,572.85	$245,572.85	$245,572.85	$245,572.85	$245,572.85	$245,572.85	$245,572.85	$245,572.85	$245,572.85	$245,572.85	$245,572.85	$245,572.85	$245,572.85	$245,572.85	$245,572.85	$245,572.85	$245,572.85	$245,572.85	$245,572.85	$245,572.85	$245,572.85	$245,572.85	$245,572.85
Actual Quarterly Expend (from QPRs)	$0.00	$0.00	$0.00	$0.00	$0.00	$11,547.85	$35,463.65	$34,341.39	$22,110.10	$93,546.35	$48,563.51																																											

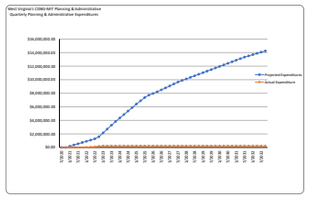

State Admin- 3FTE =$,000/months remaining of 10 years. =$50k/year

State Planning - 1.5million /months remaining of 10 years in June of 2023.

$3,029,884.97

Total Expenditures	7/2020	10/2020	1/2021	4/2021	7/2021	10/2021	1/2022	4/2022	7/2022	10/2022	1/2023	4/2023	7/2023	10/2023	1/2024	4/2024	7/2024	10/2024	1/2025	4/2025	7/2025	10/2025	1/2026	4/2026	7/2026	10/2026	1/2027	4/2027	7/2027	10/2027	1/2028	4/2028	7/2028	10/2028	1/2029	4/2029	7/2029	10/2029	1/2030	4/2030	7/2030	10/2030	1/2031	4/2031	7/2031	10/2031	1/2032	4/2032	7/2032	10/2032	1/2033	4/2033	7/2033	10/2033
Projected Expenditures	$0	$0	$182,314	$364,628	$546,943	$729,257	$911,572	$1,095,136	$1,564,078	$2,018,425	$2,944,482	$4,140,443	$5,463,671	$6,912,544	$8,453,273	$11,889,392	$15,190,110	$19,538,569	$24,312,860	$31,185,206	$38,390,206	$45,767,240	$52,511,528	$58,919,263	$64,687,683	$68,886,203	$71,247,766	$73,186,913	$74,317,598	$74,647,503	$74,877,466	$75,107,399	$75,337,333	$75,567,266	$75,797,200	$76,027,133	$76,257,066	$76,487,000	$76,716,933	$76,946,867	$77,176,800	$77,406,733	$77,636,667	$77,866,600	$78,096,534	$78,326,467	$78,556,761	$78,691,096	$78,875,410	$79,055,724	$79,238,038	$79,420,351	$79,494,000	$79,494,000
Quarterly Projection	$0	$0	$182,314	$182,314	$182,314	$182,314	$182,314	$183,564	$468,942	$454,347	$926,558	$1,195,491	$1,323,208	$1,448,873	$2,990,600	$3,537,119	$3,303,730	$4,035,397	$4,984,661	$6,870,246	$7,209,000	$7,375,134	$6,744,188	$6,407,734	$5,768,420	$4,212,518	$2,267,565	$1,939,146	$1,130,685	$329,905	$229,963	$229,933	$229,933	$229,933	$229,933	$229,933	$229,933	$229,933	$229,933	$229,933	$229,933	$229,933	$229,933	$229,933	$229,933	$182,314	$182,314	$182,314	$182,314	$182,314	$73,647	$0	$0
Actual Expenditure	$0	$0	$0	$0	$0	$11,548	$47,012	$81,333	$103,463	$492,043	$628,108	$960,750	$960,750	$960,750	$960,750	$960,750	$960,750	$960,750	$960,750	$960,750	$960,750	$960,750	$960,750	$960,750	$960,750	$960,750	$960,750	$960,750	$960,750	$960,750	$960,750	$960,750	$960,750	$960,750	$960,750	$960,750	$960,750	$960,750	$960,750	$960,750	$960,750	$960,750	$960,750	$960,750	$960,750	$960,750	$960,750	$960,750	$960,750	$960,750	$960,750	$960,750	$960,750
Actual Quarterly Expend (from QPRs)	$0	$0	$0	$0	$0	$11,548	$35,464	$34,321	$22,130	$388,580	$136,065	$332,642	$0	$0	$0	$0	$0	$0	$0	$0	$0	$0	$0	$0	$0	$0	$0	$0	$0	$0	$0	$0	$0	$0	$0	$0	$0	$0	$0	$0	$0	$0	$0	$0	$0	$0	$0	$0	$0	$0	$0	$0	$0	$0

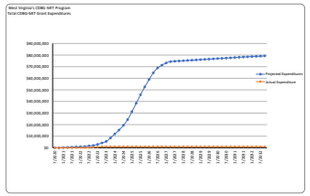

Public Infrastructure	7/2020	10/2020	1/2021	4/2021	7/2021	10/2021	1/2022	4/2022	7/2022	10/2022	1/2023	4/2023	7/2023	10/2023	1/2024	4/2024	7/2024	10/2024	1/2025	4/2025	7/2025	10/2025	1/2026	4/2026	7/2026	10/2026	1/2027	4/2027	7/2027	10/2027	1/2028	4/2028	7/2028	10/2028	1/2029	4/2029	7/2029	10/2029	1/2030	4/2030	7/2030	10/2030	1/2031	4/2031	7/2031	10/2031	1/2032	4/2032	7/2032	10/2032
Projected Linear Feet of Public Improvements	0	0	0	0	0	0	0	0	0	0	0	0	0	0	0	0	2	2	2	2	5	5	5	5	8	8	8	8	10	10	10	10	10	10	10	10	10	10	10	10	10	10	10	10	10	10	10	10	10	10
Quarterly Projection: # Projects Completed	0	0	0	0	0	0	0	0	0	0	0	0	0	0	0	0	2	0	0	0	3	0	0	0	3	0	0	0	2	0	0	0	0	0	0	0	0	0	0	0	0	0	0	0	0	0	0	0	0	0
Actual Project Completed	0	0	0	0	0	0	0	0	0	0	0	0	0	0	0	0	0	0	0	0	0	0	0	0	0	0	0	0	0	0	0	0	0	0	0	0	0	0	0	0	0	0	0	0	0	0	0	0	0	0
# of Infrastructure Improvements (Populated from QPR)	0																																																	

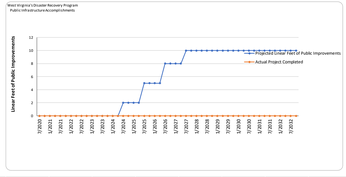
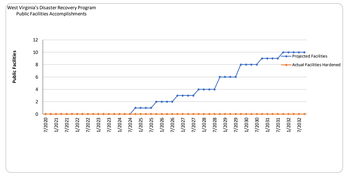
Public Facilities	7/2020	10/2020	1/2021	4/2021	7/2021	10/2021	1/2022	4/2022	7/2022	10/2022	1/2023	4/2023	7/2023	10/2023	1/2024	4/2024	7/2024	10/2024	1/2025	4/2025	7/2025	10/2025	1/2026	4/2026	7/2026	10/2026	1/2027	4/2027	7/2027	10/2027	1/2028	4/2028	7/2028	10/2028	1/2029	4/2029	7/2029	10/2029	1/2030	4/2030	7/2030	10/2030	1/2031	4/2031	7/2031	10/2031	1/2032	4/2032	7/2032	10/2032
Projected Facilities	0	0	0	0	0	0	0	0	0	0	0	0	0	0	0	0	0	1	1	1	1	2	2	2	2	3	3	3	3	4	4	4	4	6	6	6	6	8	8	8	8	9	9	9	9	10	10	10	10	10
Quarterly Projection: # Public Facilities Hardened	0	0	0	0	0	0	0	0	0	0	0	0	0	0	0	0	0	1	0	0	0	1	0	0	0	1	0	0	0	1	0	0	0	2	0	0	0	2	0	0	0	1	0	0	0	1	0	0	0	0
Actual Facilities Hardened	0	0	0	0	0	0	0	0	0	0	0	0	0	0	0	0	0	0	0	0	0	0	0	0	0	0	0	0	0	0	0	0	0	0	0	0	0	0	0	0	0	0	0	0	0	0	0	0	0	0
# of Public Facilities (Populated from QPR Reporting)	0